

CLIL: CHANGE LEARNING INTO LIVING!

CLIL Methodology Course

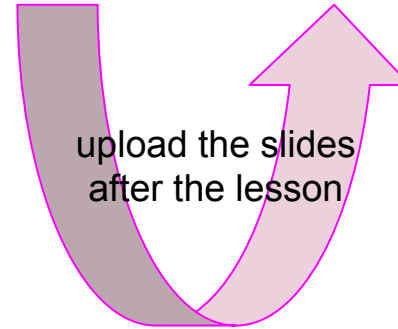
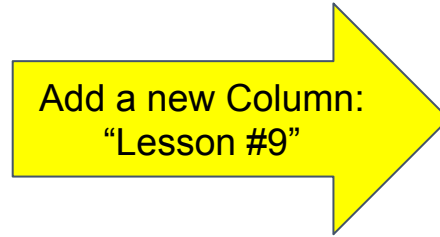
Lesson #9

December 11th 2024

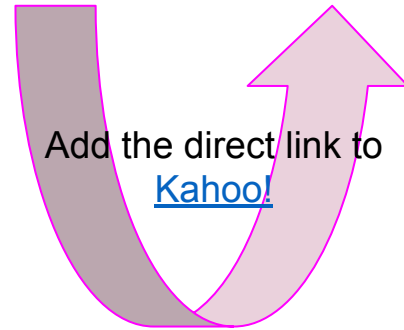
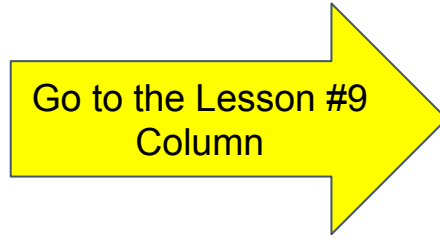
Dr. Angela Panzarella, IIS Falcone-Righi, Corsico (MI)



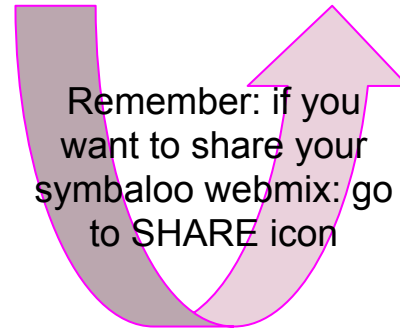
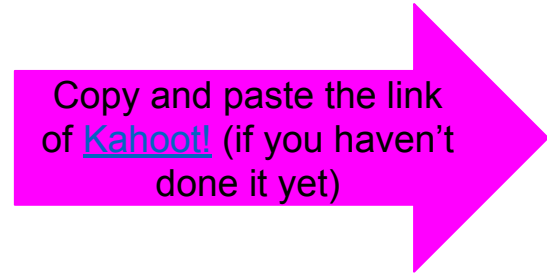
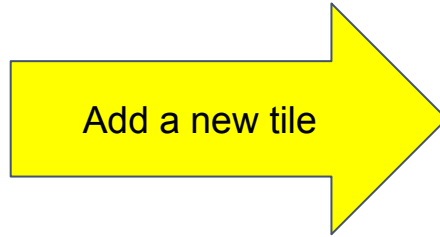
My Learning Diary activity...



My Learning Diary activity...(2)

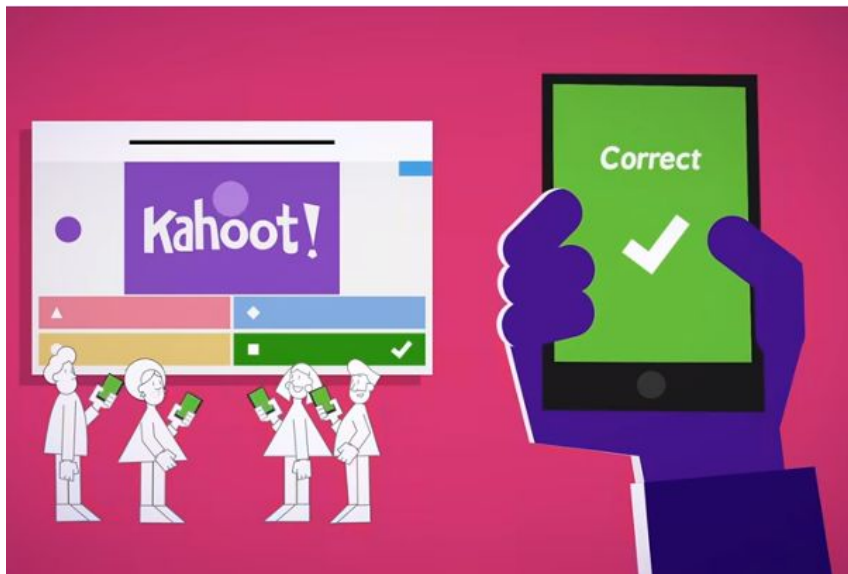


My Symbaloo webmix



Kahoot!

Gamification, valutazione, cooperazione



Registrazione obbligatoria

- Create Kahoot (per i docenti)
- Kahoot! (PLAY kahoot) per far giocare gli studenti

Tutto il bello di Kahoot!

- Rivoluziona la didattica tradizionale aumentando interesse e motivazione.
- Gli studenti si sentono più coinvolti e non si rendono conto...di essere interrogati!!!
- Gli studenti possono lavorare in modo cooperativo e creare anche loro dei QUIZ con cui sfidarsi

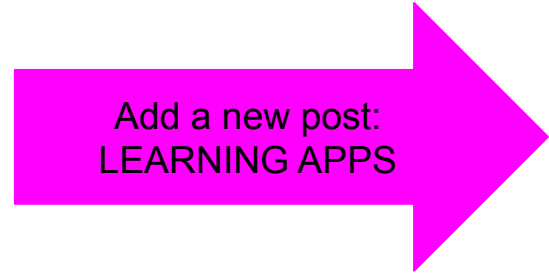
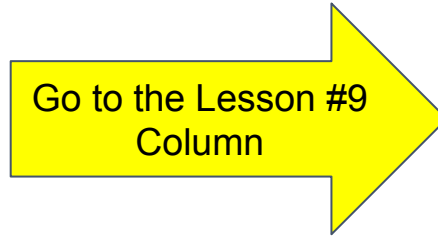
TASK: Create a Kahoot! about a chosen topic.

15:00

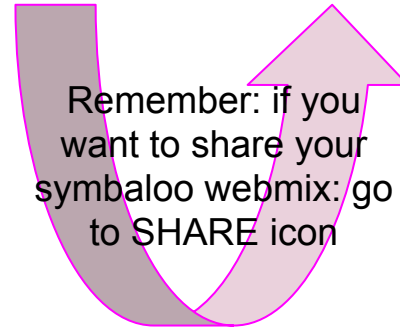
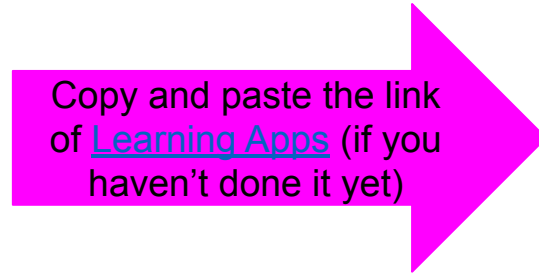
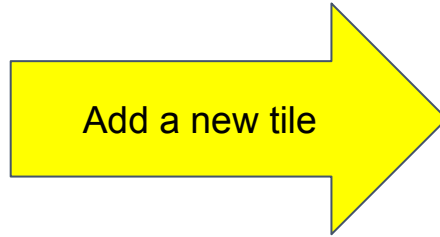
BREAK TIME



My Learning Diary activity...(2)



My Symbaloo webmix

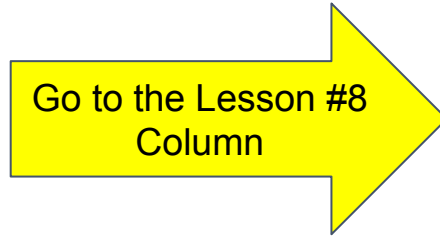




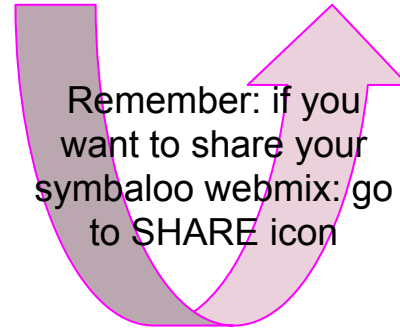
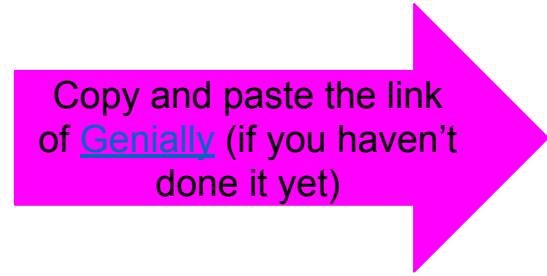
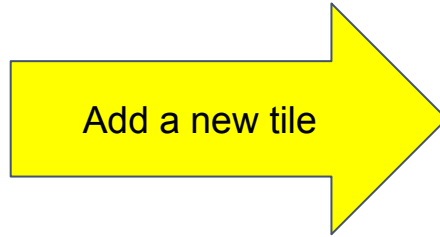
- Lezioni interattive
- Gamification
- Escape room
- Infografiche (orizzontali e verticali)
- Presentazioni / presentazioni video (presentazioni interattive)
- Immagini interattive
- Processi illustrati (mappe, CV)

TASK: Create an interactive module (in the different formats) about a chosen topic.

My Learning Diary activity...(2)



My Symbaloo webmix



Quiver

- Realtà aumentata 3D
- [Colouring packs](#)
- Registrazione
- Alcuni contenuti sono gratis, diversi a pagamento



TASK: Download and create a free-colouring pack. Download the app. Create and have fun!

Ulteriori app e tool (1)

Animoto	<p>Animoto permette di realizzare video in slideshow. Di seguito alcuni esempi: The Beautiful People (5B Copernico 2018-19), Walk like an Egyptian (3B 2017-18), The volcano (2016-17). Registrazione obbligatoria. OK versione gratuita anche se con watermark.</p>
Voki	<p>Voki permette di realizzare avatar. Gli avatar possono anche parlare! Vedere QUI la presentazione di Miss Angela.</p>
Flippity	<p>Flippity permette tantissime attività: dalla creazione di flashcard a gamification: bingo, scavenger hunt, Bingo Magic E,</p>
Bouncy balls	<p>Class management...per riportare il silenzio! 14</p>
Edpuzzle	<p>Edpuzzle permette di tagliuzzare video e inserire domande... Alcuni esempi: The very hungry caterpillar, Shark in the park, Englishman in New York.</p>

Ulteriori app e tool (2)

Mentimeter (voting: menti)	Software per presentazioni interattive. (per votare: menti)
Wordwall	app per realizzare giochi interattivi con diversi stili
QRCode Monkey	Generatore gratuito di QR Code. Personalizzabile
Chat GPT	*Intelligenza artificiale*
Diffit	*Intelligenza artificiale* realizzazione di lesson plan e attività per studenti
Gamma	*Intelligenza artificiale* Presentazioni
Prezi	Presentazioni interattive, intelligenza artificiale

SYMBALOO ACTIVITY

Task 2:

- Go on creating your personal webmix about "webtools for learning"
- Create e new webmix with the details "My webmix for my Learning Unit" or "My Learning Unit Webmix"
- Create another Webmix called "My CLIL repository"
(some links to add:

<https://sites.google.com/view/weclil/home>,

<https://www.clilexcellence.edu.it/>,

<http://multidict.net/clilstore/>, <https://ed.ted.com/>,

<https://www.onestopenenglish.com/children/clil>,

<https://www.kidzone.ws/>)



16

Grazie



See you soon!

angela.panzarella@gmail.com